

Think Bone



Partners With



To Offer

Bone Radiodensitometry & Bone Histomorphometry Services

Expert Bone Analysis

Complete packages:

Histology & Histomorphometry

Radiography & Densitometry

www.thinkboneconsulting.com

Bone Radiodensitometry Services

- Densitometric analysis of high-resolution radiographs of bone and other calcified tissue specimens.
- Suitable for whole bones, bone slices, and mineralized implants in soft tissue.

Radiodensitometry Analysis of Rat Femur



- Applicable to most animal models used for osteoporosis, arthritis and orthopedic devices research.
- Cost-effective, non-destructive, and fast – typically data are available within 2-5 business days of specimen receipt.
- Excellent cost-saving screening method, providing interim, decision-guiding data.
- Complete packages include radiography, or purchase our custom density wedges for use with your radiography system, and send us the images for analysis.

www.thinkboneconsulting.com

Bone Radiodensitometry Standard Pricing

Radiography and analysis of rodent and large animal whole bones, per specimen:

- \$50 for radiography & densitometry

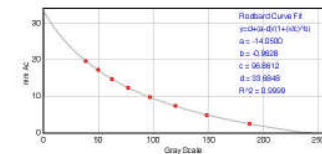
Standard price includes analysis, and data presented in spreadsheet format, with PDF-format individual reports for each specimen.

Custom Pricing

- Detailed reports with data, statistical analysis and interpretation typically add \$2,500 to \$3,500 per study.
- Contact us for a quote for custom radiography, analysis and/or reporting.

Technical Information

- Faxitron microradiography cabinet paired with Agfa CR-35X digital film system. Working resolution ~50 μm per pixel.




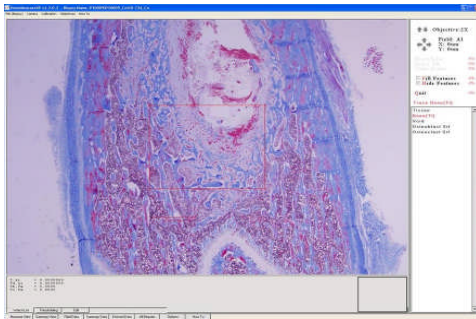
- Microradiography offered in partnership with Histion LLC (www.histion.com).
- Custom aluminum and acrylic density step wedges for calibration.
- Image analysis using ImageJ software with custom macros for radiodensitometry .

www.thinkboneconsulting.com

Bone Histomorphometry

Routine Morphometry

- Decalcified and undecalcified histology services offered in partnership with Histon LLC (www.histon.com).
- Standard bone histomorphometry of rodent and large animal bone specimens, compliant with ASBMR standards.



Custom Analysis

- Custom histopathological grading, image analysis or histomorphometry for orthopedic and other models and applications.

www.thinkboneconsulting.com

Bone Histomorphometry

Standard Pricing

Complete processing, histology and standard histomorphometric analysis of cancellous bone in rodents, per specimen:

- \$250 for decalcified histology with static histomorphometry
- \$375 for undecalcified histology with static and dynamic histomorphometry

Standard price includes processing and analysis, with data in spreadsheet format.

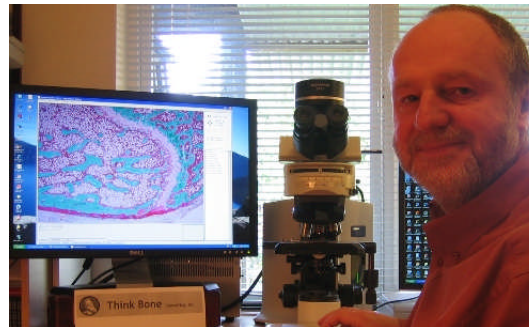
Custom Pricing

Contact us for a quote for :

- Custom processing and/or analysis
- Detailed reports including statistical analysis and interpretation.

Technical Information

- Olympus BX51 microscope with epifluorescence and DP71 camera.



- OsteoMeasureXP bone histomorphometry and ImageJ image analysis software with custom macros.

www.thinkboneconsulting.com

Think Bone Insight

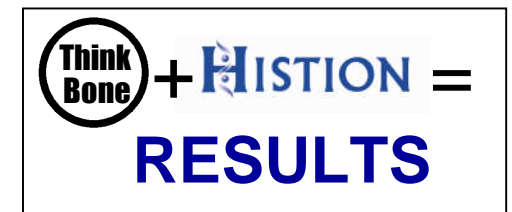
Entrust your bone specimens to Think Bone for expert evaluation and interpretation based on 25 years experience with:

- Bone histomorphometry and image analysis.
- Animal models of metabolic bone disease, osteoporosis, osteoarthritis, and models designed to test orthopedic devices.
- Veterinary pathology background and experience interpreting bone findings in toxicology and other safety studies.

Histon Experience

Entrust your specimens to Histon for expert processing and analysis based on over 25 years experience with:

- Processing hard and soft tissues for pharmaceutical, medical device, and drug/device applications.
- IHC method development.
- Histopathological evaluation of medical devices and combination devices.



Think Bone Consulting Inc
PO Box 1611
Langley WA 98260

USA

info@thinkboneconsulting.com

+1 (360) 221-6723 direct
+1 (360) 239-1620 mobile

www.thinkboneconsulting.com